


Rolls



FLOODED DEEP CYCLE BATTERY

S2 L16-SC



Series	4000	Warranty	3 Years
Volts	2	BCI	L16
Cells	1	Plates/Cell	53
Terminal Type	LT		
Included Hardware	S/S Hex Cap Screw, Nut, Lock & Flat Washer		
Size & Thread	5/16"-18		
Cables	Optional: 19" 4/0 interconnect cable		

Charge

Charge Voltage Range	2.45-2.5 V/cell @ 25°C (77°F)
Float Voltage Range	2.25 V/cell @ 25°C (77°F)
Recommended Charge Current Capacity (String)	175 A
Maximum Charge Current (String)	290 A
Self-Discharge Rate	5%-10% per month at 25°C (77°F)

Capacity

Cold Crank Amps (CCA) 0°F / -17°C	3378	
Marine Crank Amps (MCA) 32°F / 0°C	4223	
Reserve Capacity (RC @ 25A)	2909 Minutes	
Reserve Capacity (RC @ 75A)	764 Minutes	
Hour Rate	Capacity / AMP Hour	Current / AMPs
@ 100 Hour Rate	1728 AH	17.28 A
@ 72 Hour Rate	1683 AH	23.38 A
@ 50 Hour Rate	1623 AH	32.46 A
@ 20 Hour Rate	1503 AH	75.15 A
@ 15 Hour Rate	1413 AH	94.19 A
@ 10 Hour Rate	1353 AH	135.27 A
@ 8 Hour Rate	1293 AH	161.57 A
@ 5 Hour Rate	1202 AH	240.48 A
@ 1 Hour Rate	706 AH	706.41 A

Amphère hour capacity ratings based on specific gravity of 1.280 at 25°C (77°F). Reduce capacities 5% for specific gravity of 1.265 and 10% for 1.250.

Specifications



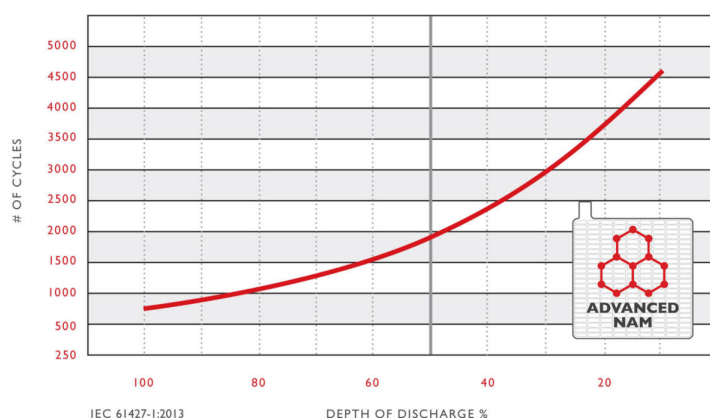
SAI GLOBAL
ISO 9001
Quality

Weight	59 kg	130 lbs
Length	31.8 cm	12.5"
Width	18.1 cm	7.13"
Height Inc. Term.	43.2 cm	17"

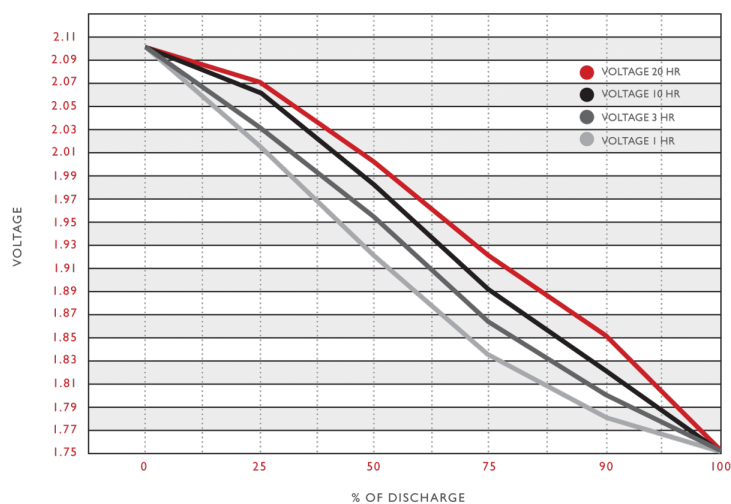
Product measurements & weights are calculated based on sample data. Individual specifications are subject to vary due to the manufacturing process, battery components & electrolyte levels.

Electrolyte Reserve	57 mm	2.25"
Container	High Density Polypropylene	
Cover	High Density Polypropylene	
Handles	Rope / Plastic Handle	

Cycle Life vs. Depth of Discharge



Voltage vs. Depth of Discharge



Rev.#2 | May 2019