

MODEL: J185H-AC with Bayonet Cap

DIMENSIONS: inches (mm)

BATTERY: Flooded/wet lead-acid battery

COLOR: Maroon (case/cover)

MATERIAL: Polypropylene



PRODUCT SPECIFICATIONS

BCI GROUP SIZE	TYPE	CAPACITY ^A Amp-Hours (AH)							ENERGY (kWh)	VOLTAGE	TERMINAL Type ^{D**}	DIMENSIONS ^B Inches (mm)			WEIGHT lbs. (kg)
		2-Hr Rate	5-Hr Rate	10-Hr Rate	20-Hr Rate	48-Hr Rate	72-Hr Rate	100-Hr Rate				100-Hr Rate	Length	Width	
SIGNATURE LINE - DEEP-CYCLE FLOODED BATTERIES															
921	J185H-AC*	146	185	207	225	240	245	249	2.99	12 VOLT	6	15 (381)	7 (178)	14-5/8 (371)	128 (58)

CHARGING INSTRUCTIONS

CHARGER VOLTAGE SETTINGS (AT 77°F/25°C)	
	Voltage per cell
Absorption charge	2.35-2.45
Float charge	2.20
Equalize charge	2.58

Do not install or charge batteries in a sealed or non-ventilated compartment. Constant under or overcharging will damage the battery and shorten its life as with any battery.

OPERATIONAL DATA

Operating Temperature	Specific Gravity
-4°F to 113°F (-20°C to +45°C). At temperatures below 32°F (0°C) maintain a state of charge greater than 60%.	The specific gravity at 100% state-of-charge is 1.280

CHARGING TEMPERATURE COMPENSATION


To the Voltage Reading -- Subtract 0.005 volt per cell (VPC) for every 1°C above 25°C or add 0.005 volt per cell for every 1°C below 25°C.

EXPECTED LIFE VS. TEMPERATURE


Chemical reactions internal to the battery are driven by voltage and temperature. The higher the battery temperature, the faster chemical reactions will occur. While higher temperatures can provide improved discharge performance the increased rate of chemical reactions will result in a corresponding loss of battery life. As a rule of thumb, for every 10°C increase in temperature the reaction rate doubles. Thus, a month of operation at 35°C is equivalent in battery life to two months at 25°C. Heat is an enemy of all lead acid batteries, FLA, AGM and gel alike and even small increases in temperature will have a major influence on battery life.

A. The amount of amp-hours (AH) a battery can deliver when discharged at a constant rate at 77°F (25°C) and maintain a voltage above 1.75 V/cell. Capacities are based on peak performance.
 B. Dimensions are based on nominal size. Dimensions may vary depending on type of handle or terminal.
 C. Dimensions taken from bottom of the battery to the highest point on the battery. Heights may vary depending on type of terminal.
 D. Terminal images are representative only.
 Trojan's Battery testing procedures adhere to both BCI and IEC test standards.
 ** Additional Terminals Available

TERMINAL CONFIGURATIONS

6	DT	Automotive Post & Stud Terminal
		
<i>Terminal Height Inches (mm)</i> 29/32 (20)		
<i>Torque Values in-lb (Nm)</i> Bolt: 95 - 105 (11 - 12) AP: 50 - 70 (6 - 8) ST: 120 - 180 (14 - 20)		
<i>Bolt Size</i> 5/16 - 18		

* Polyon™ Case

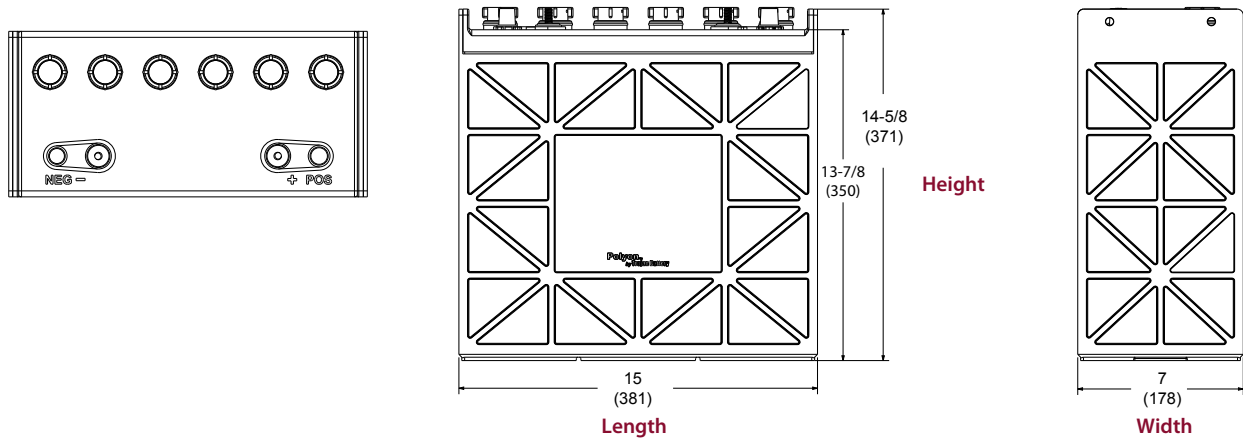


J185H-AC DATA SHEET

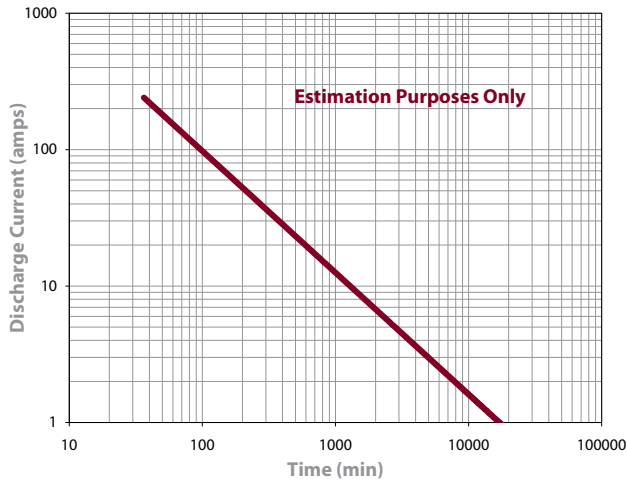
for Renewable Energy and Backup Power Applications

SIGNATURE LINE

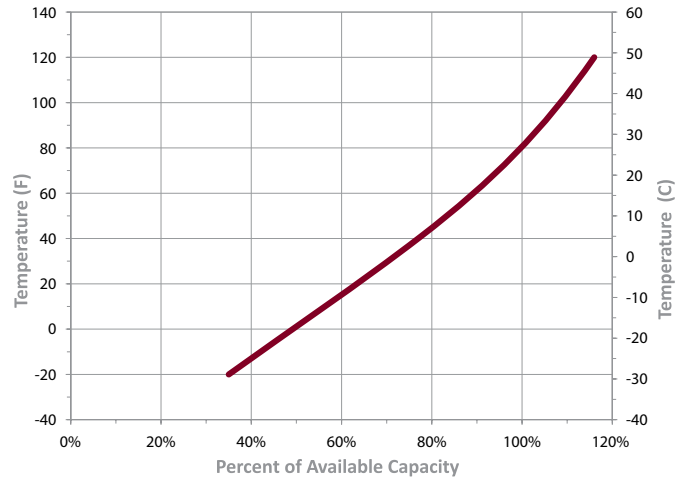
BATTERY DIMENSIONS (shown with DT)



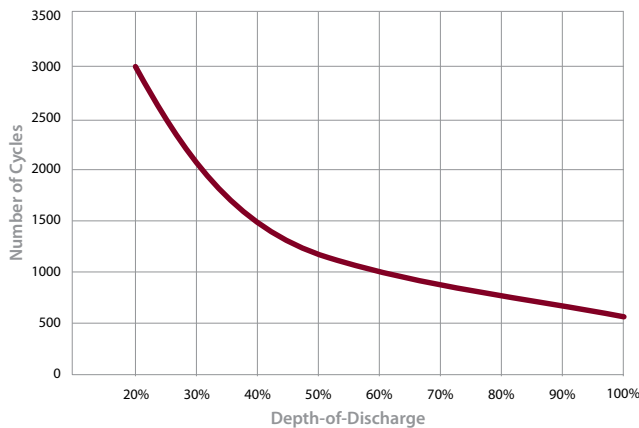
TROJAN J185H-AC PERFORMANCE



PERCENT CAPACITY VS. TEMPERATURE



TYPICAL CYCLE LIFE IN A STATIONARY APPLICATION



Trojan batteries are available worldwide.

We offer outstanding technical support, provided by full-time application engineers.

call 800.423.6569 or + 1.562.236.3000 or visit www.trojanbatteryRE.com

12380 Clark Street, Santa Fe Springs, CA 90670 • USA or email re@trojanbattery.com