

# solar.bloc

## Valve regulated lead-acid batteries for cyclic applications



Motive Power Systems

**Reserve Power Systems**

Special Power Systems

Service

### Your benefits with HOPPECKE solar.bloc

- **Maintenance-free regarding water refilling** - due to Absorbent Glass Mat-technology
- **Optimized cycle stability** - due to optimized electrode design for efficiently charge current acceptance
- **Optimum operational safety** - integrated backfire protection and central degassing system
- **Higher short-circuit safety even during the installation** - based on HOPPECKE system connectors



Similar to the illustration

### Typical applications of HOPPECKE solar.bloc

- **Solar-/Off-grid applications**  
Power supply for remote off-grid applications and isolated power networks, solar home systems, solar street lighting, healthcare facilities
- **Storage for direct consumption of photovoltaic (PV) energy**
- **Telecommunications**  
Mobile phone stations  
BTS-stations  
Off-grid/on-grid solutions
- **Traffic systems**  
Signalling systems  
Lighting



**HOPPECKE**

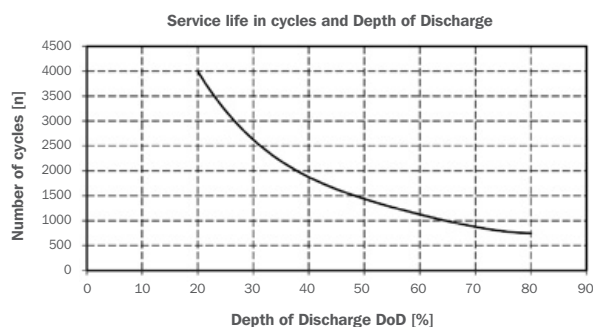
POWER FROM INNOVATION

## Type overview

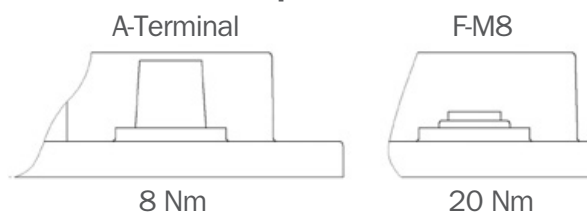
### Capacities, dimensions and weights

Type	C <sub>100</sub> /1.85 V Ah	C <sub>48</sub> /1.80 V Ah	C <sub>24</sub> /1.80 V Ah	C <sub>10</sub> /1.80 V Ah	Length L mm	Width W mm	Height H mm	Weight kg	Connection	Handle	Terminal layout
solar.bloc 12 V 58	60	57	55	48	232	177	190	19.00	A-Terminal	yes	B
solar.bloc 12 V 70	70	69	67	58	267	177	190	23.00	A-Terminal	yes	B
solar.bloc 12 V 80	80	79	75	66	303	177	190	24.00	A-Terminal	yes	B
solar.bloc 12 V 90	90	89	84	76	342	177	190	28.00	A-Terminal	yes	B
solar.bloc 12 V 105	100	104	98	87	344	177	230	38.00	F-M8	no	A
solar.bloc 12 V 135	130	129	122	111	344	170	275	46.00	F-M8	no	A
solar.bloc 12 V 150	150	149	146	133	498	177	230	55.00	F-M8	no	A
solar.bloc 6 V 200	190	189	182	167	242	170	275	32.00	F-M8	no	C
solar.bloc 6 V 250	250	254	242	229	308	170	275	41.00	F-M8	no	C

C<sub>100</sub>, C<sub>48</sub>, C<sub>24</sub> and C<sub>10</sub> = Capacity at 100 h, 48 h, 24 h and 10 h discharge



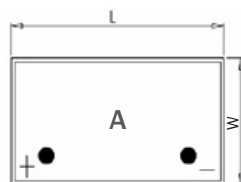
### Connection and torque



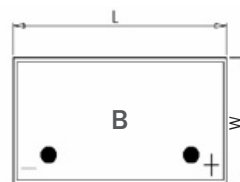
### Terminal layout



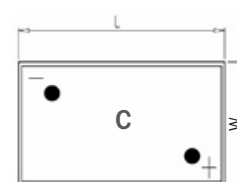
solar.bloc 12 V 58 - 6 V 250



solar.bloc 12 V 105  
solar.bloc 12 V 135  
solar.bloc 12 V 150



solar.bloc 12 V 58  
solar.bloc 12 V 70  
solar.bloc 12 V 80  
solar.bloc 12 V 90



solar.bloc 6 V 200  
solar.bloc 6 V 250

Optimal environmental compatibility - closed loop for recovery of materials in an accredited recycling system

IEC 60896-21  
IEC 61427